



SMOTHtalk

E A S T E R 2 0 2 5

It is with great pleasure that we bring you the Easter edition of SMOTH Talk. Our dedicated staff have ensured that our school is a hub of high quality teaching and learning. If you would like to see more of the life of our school, please go to our Facebook page


<https://www.facebook.com/StMarysOnTheHillPS/>.

As we come closer to Easter it is an important time to reflect on the journey of Christ. In this light, I would like to thank everyone for their generosity over the Lenten season and in particular for giving so willingly during our Trócaire campaign. An amazing £2,812.75 was raised in support of Trócaire. You all continue to show great support not only in our own school community but to those in need across the world. On behalf of pupils, staff and governors, I would like to wish everyone in our school community a Happy and Holy Easter.



Random Acts of Kindness Week!

Our P7 Leaders of 'House Points on the Hill' were asked to think of ways to promote our values throughout the school. They came up with Random Acts of Kindness Week as a way to help everyone in our school think of ways to be kind and thoughtful. Children took part in so many lovely activities throughout the week. We used post-it notes to write compliments



to one another and made posters to encourage being kind, thoughtful and smiley. We also worked hard with our buddies at Carnmoney PS to make cards for local nursing homes and the Children's Hospice. There was such a lovely buzz around the school and we learned how happy we feel when we do things for others.

How to make Easter Egg Nests

Did you get too many easter eggs this year and don't know what to do with them? Why not try to make our yummy Easter egg nests!

Ingredients:

One whole easter egg / 200g of cereal / 50g butter / Mini eggs

Equipment:

Bowl / Spatula / Tray / Bun cases / Big spoon

Method:

First pour lovely, delicious chocolate into the bowl.

Then pour rice crispies into the bowl.

Next mix them together with the spatula.

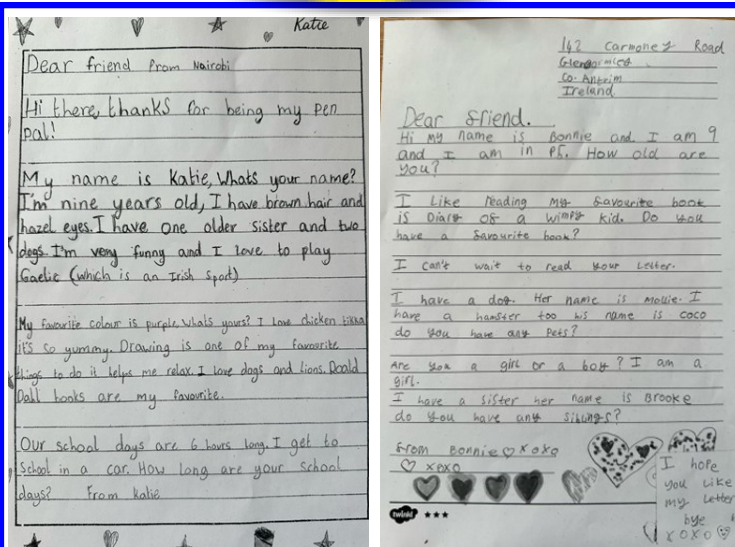
After that evenly scoop the rice crispy mixture into bun cases.

Then put mini eggs into the centre of rice crispy nests.

Leave in fridge to set and enjoy your yummy Easter treat!



By Conal Kelly and Cormac Foy P4RT



Our Primary 5 children have been making friends with boys and girls from Nairobi. We have had live zoom calls straight to the classroom and now we are engaging pen pal letters, which we are so excited about.



P1 classes really enjoyed the big Easter Egg hunt organised by leaders of St Martha's house. They solved all the clues and found all the goodies!! Well done, everyone!



Thanks so much to John Paul and Evie for organising all the fun!

The Primary 5 classes organised a Bring and Buy Sale to raise money for charity.



What we brought to school:

- teddies and other stuffed toys;
- lots of toys;
- board games and books;



How we prepared for our event:

We had two weeks to bring toys, teddies and anything we could think of. We sorted all the items at school. On 10th April we came in to school with our money, the highest price for an item was £2.00. We bought lots of stuff and it was so fun. **(by Fiadh and Charlotte)**

☆ House Leaders Lead the Way...to Easter goodies! ☆

Leader of St Martha's House, John - Paul and his deputy Evie thought of a fun and novel way to encourage hard work and perseverance with our P1 classes.

They organised an Easter Egg hunt in the garden with lots of cryptic clues! P1 classes persevered until each treat was found!!


Great team work and great fun! Our P1s had a cracking time! 🐣🐣





Our P3 Buddies

P3 classes have been having the best fun with their buddies from Carnmoney PS. We have shared stories together, played together and made 'To Make You Smile' cards for those in need. We can't wait to get together again soon!



Primary 1 trip to Ark Farm

Primary One had their first school trip this term! We have been learning about the farm in springtime and went to Ark farm, where we had a lovely day in the sunshine! The children had great fun learning about farm animals and got to handle and feed some of the baby animals. We also had a tractor ride and explored a dinosaur park!



NI Basketball Fun Day

On 30th April 12 P6 children will take part in the Basketball NI Fun Day in Jordanstown Sports Village. Our team are the LA Clippers!

The children have been having basketball sessions with Coach Bradley from Basketball NI and even some extra sessions with Mr Brady to get us ready for the big day. We wish them lots of luck for the tournament and we know they will be scoring lots of baskets! Go Clippers!



Féile Gerard Lawlor

On Friday, our P6 and P7 Gaelic players attended the Gerard Lawlor Blitz at St Enda's. We played a total of six matches to showcase our skill and ability, we had a blast! We got to see our friends from other schools, It didn't matter the score because we were showing our love and respect for Gerard Lawlor.

Molly Neill and Cara Dunlop
P7JK

Trocaire Week 2025

Thanks to everyone in our school community for making Trócaire Week 2025 another roaring success. We have enjoyed Bring and Buy Sales, Easter Egg Raffles, Sponsored Runs and even raised money by staying in pyjamas and cuddling our teddies! Altogether, we have raised a magnificent £2,812.75 for much needed work to help minimise poverty caused by climate change. Thank you so much for your continued generosity and support.

How to make Egg Carton Bunny Portraits

Any spare egg boxes laying around from all your egg rolling or some spare cardboard from all those yummy Easter eggs why not try out our fun Easter craft!

First you'll need:

- Empty egg carton
- Cardboard box
- Scissors
- Glue
- Paint or markers



Method:

First cut out a cone from your egg box
Draw a big oval on a piece of cardboard.
Cut out the oval on the cardboard to make your frame.
Cut out a small rectangle from the egg carton and then cut it into two pointy bunny ears.
Decorate the ears, nose and frame using markers or paint. Glue the face and ears to the frame and bend one ear. Make a tiny t-shirt out of cloth or with marker and decorate it. Decorate the background of your frame.
Hang your Easter Bunny portrait on a wall.

By Iris McLaughlin & Nellie Collins P4MMA

Principal's Award

Muireann is a very kind, gentle and thoughtful friend. She always tries her best and listens attentively during teaching time. Muireann is an excellent role model to others, always showing respect to everyone and has made great progress in Primary 1!



Congratulations to Eiméid Lawell in P1MMC who received our Principal's Award for term 2. This is recognition of all his hard work and is very well deserved! Eiméid has made lots of progress and is a great friend to everyone in our class. Well done Eiméid, keep up the great work!



Dragon's in the Park!

P3 have had great fun honing our Forest School skills this term. We read a poem about a dragon who dragged its tail through the mountains and fields then recreated the dragon's tail. We used plastic needles, leaves, moss, petals and coloured materials to attach to large sticks. We even sprinkled cinnamon powder over our designs to represent the pollen from the poem. Our dragons' tails looked and smelled divine! We developed skills in team work, problem solving and using our imaginations! And we had so much fun!



Mr McEvoy's class have had a very busy half-term learning about Spring. We enjoyed planting seeds. Some of them have already grown!

We had a very special visitor to our class last week and were so excited to be able to hold a three day old chick. We had great fun making Dandelion Lions.

Our playground has been transformed with a new climbing frame. It has made a massive difference to our play-time. Thanks to Mr Martin and Mr Ward for helping to build it.